

# DK Series

## Regulators - Pressure Reducing

DDKXX2022X012

### Specifications

For other materials or modifications, please consult TESCO.

#### OPERATING PARAMETERS

Pressure rating per criteria of ANSI/ASME B31.3

**Maximum Inlet Pressure**

1000 psig / 69.0 bar

**Maximum Outlet Pressure**

**Air Load:** 0-600 psig / 0-41.4 bar

**Dome Load:** 0-700 psig / 0-48.3 bar

**Design Proof Pressure**

150% maximum rated

**Leakage**

Bubble-tight

**Operating Temperature**

-15°F to 165°F / -26°C to 74°C

**Flow Capacity**

$C_v = 0.35$

#### MEDIA CONTACT MATERIALS

**Body, Bonnet, Back-cap Ring**

Brass, 316 Stainless Steel

**Diaphragm and O-Rings**

Buna-N, Ethylene Propylene (E.P.), Viton®

**Seat, Main Valve**

CTFE, Teflon®, Vespel®

**Filter**

40 micron Sintered Brass, 316 Stainless Steel

**Remaining Parts**

300 Series Stainless Steel, Brass

#### OTHER

**Connections**

NPTF, SAE

**Cleaning**

CGA 4.1 and ASTM G93

**Weight**

**Dome Load:** 3.5 lbs / 1.6 kg

**Air Load:** 5.5 lbs / 2.5 kg

Teflon®, Viton® and Vespel® are registered trademarks of E.I. du Pont de Nemours and Company.

DK AIR LOAD  
SHOWN WITH  
THE ER5000



TESCOM DK Series regulator improves control and resolution at medium flow and pressures. The DK can be paired up with the TESCO 26-1600 regulator for remote control capability or combined with the TESCO ER5000 for remote automated and precise pressure control to  $\pm 0.1\%$ .

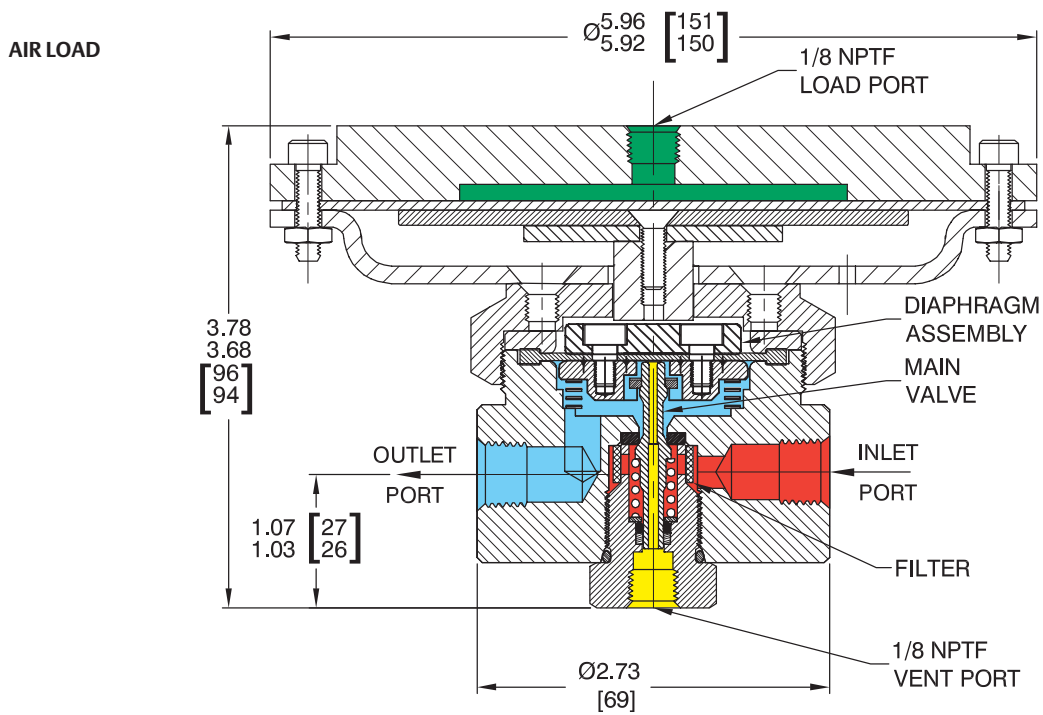
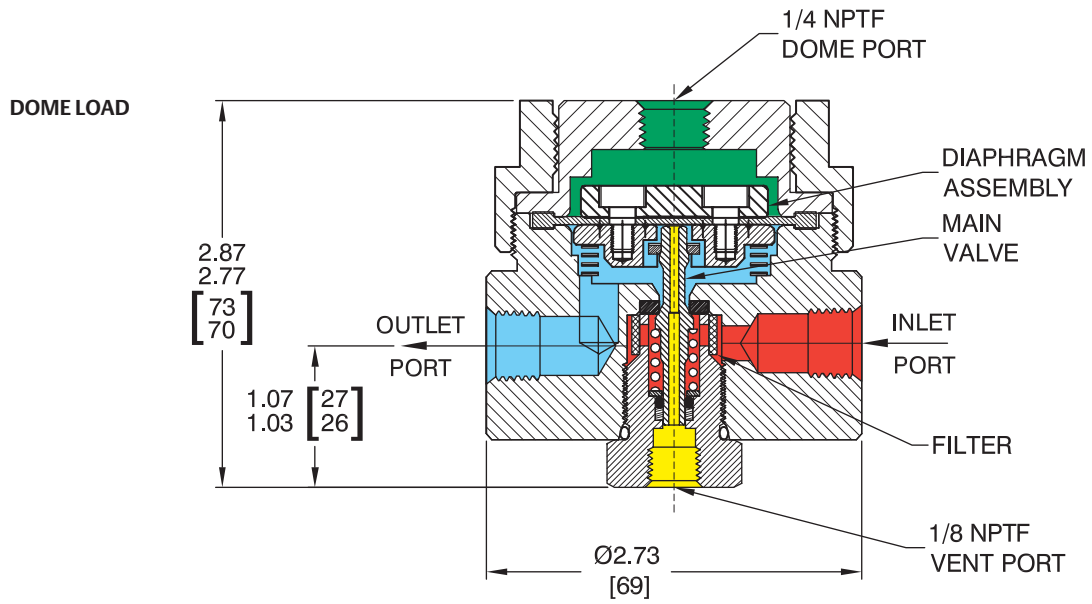
### Applications

- Component testing and development
- Flow meter calibration
- Burst and proof testing
- Superplastic metal forming
- Vacuum forming
- Catheter testing or rupture disk testing
- Sensor and gauge calibration and test
- Coating applications

### Features and Benefits

- Segregated and captured venting
- High flow capacity

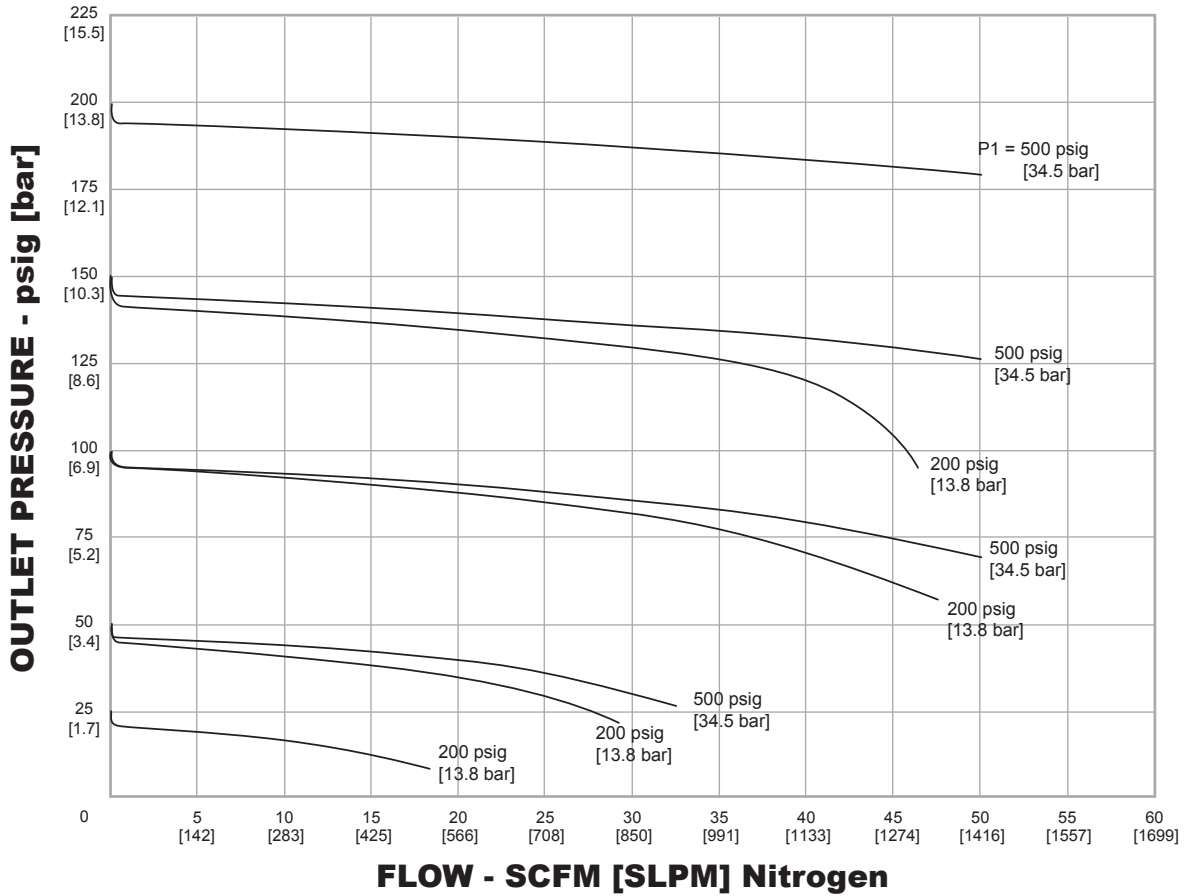
DK Series Regulator Drawing



All dimensions are reference & nominal  
Metric [millimeter] equivalents are in brackets

## DK Series Regulator Flow Chart




For more information on how to read flow curves, please refer to the Flow Curves and Calculations document (debul2007x012) in the TESCOM catalog or on [www.tescom.com](http://www.tescom.com).



## DK Series Regulator Part Number Selector

Repair Kits, Accessories & Modifications may be available for this product. Please contact TESCOM for more information.

Example for selecting a part number:

										INLET	OUTLET	GAUGE 1/4"
										G	G	9
DK	D	1	6	C	V	V	9	A				
BASIC SERIES	LOAD TYPE	BODY, BONNET, BACK-CAP MATERIAL	OUTLET PRESSURE RANGE	VALVE SEAT MATERIAL	DIAPHRAGM OR O-RING MATERIAL	VENTING	OPTIONAL	PORTING	PORT SIZE AND TYPE			
DK	D – Dome load A – Air load	1 – Brass 6 – 316 Stainless Steel	<b>Air load only</b> 6 – 0-600 psig 0-41.4 bar  <b>Dome load only</b> 7 – 0-700 psig 0-48.3 bar	C – CTFE T – Teflon® V – Vespel®	B – Buna-N E – E.P. V – Viton®	V – Segregated (captured port 1/8")	9 – None	A – No gauge ports  B – Two gauge ports at 60°  D – One outlet gauge at 90° 	A – 1/4" SAE B – 3/8" SAE C – 1/2" SAE F – 1/4" NPTF G – 3/8" NPTF H – 1/2" NPTF 9 – None			



**WARNING!** Do not attempt to select, install, use or maintain this product until you have read and fully understood the *TESCOM Safety, Installation and Operation Precautions*.

DDKXX2022X012 © 2014 Emerson Process Management Regulator Technologies, Inc. All rights reserved. 09/2014.  
Tescom, Emerson Process Management, and the Emerson Process Management design are marks of one of the Emerson Process Management group of companies. All other marks are the property of their respective owners.